

TY Type

2.5 x 2.0 mm SMD Voltage Controlled Temperature Compensated Crystal Oscillator

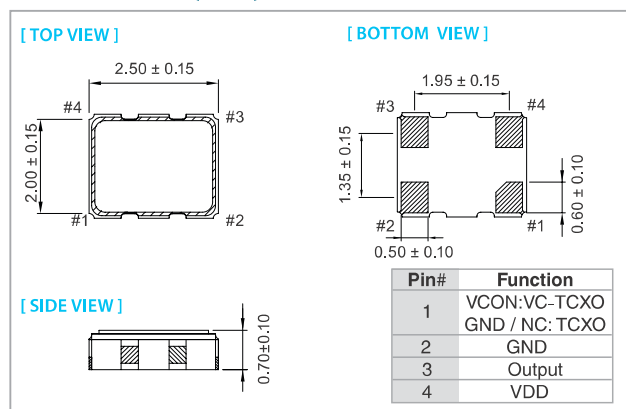
FEATURE

- Typical 2.5 x 2.0 x 0.7 mm ceramic SMD package.
- For automatic assembly.
- Compactness and lightweight.
- VCTCXO available.
- Low thickness


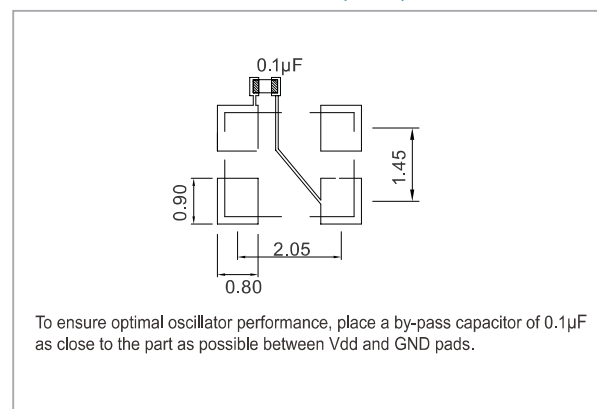
TYPICAL APPLICATION

- GPS
- WiMAX, WLAN
- Mobile Phone

DIMENSION (mm)



SOLDER PAD LAYOUT (mm)



RoHS Compliant

ELECTRICAL SPECIFICATION

Parameter	2.8 V		2.5 V		1.8 V		Unit
	Min.	Max.	Min.	Max.	Min.	Max.	
Supply Voltage Variation (VDD) ±5%	2.66	2.94	2.375	2.625	1.71	1.89	V
Frequency Range	10	52	10	52	10	52	MHz
Standard Frequency	16.367667, 16.368, 16.369, 19.2, 19.68, 20, 26, 40, 50, 52						
Frequency Tolerance*	-	±2.0	-	±2.0	-	±2.0	ppm
Frequency stability							
Vs Supply Voltage (±5%) change	-	±0.2	-	±0.2	-	±0.2	ppm
Vs Load (±10%) change	-	±0.2	-	±0.2	-	±0.2	ppm
Vs Aging (@ 1st year)	-	±1.0	-	±1.0	-	±1.0	ppm
Supply Current 10 MHz ≤ Fo ≤ 26 MHz	-	2.0	-	2.0	-	2.0	mA
26 MHz < Fo ≤ 52 MHz	-	2.5	-	2.5	-	2.5	mA
Output Level (Clipped sine wave)	0.8	-	0.8	-	0.8	-	Vp-p
Load	10 KΩ // 10pF						
Control Voltage Range (VCTCXO)	0.4	2.4	0.4	2.4	0.3	1.5	V
Pulling Range (VCTCXO)	±5.0	-	±5.0	-	±5.0	-	ppm
Vc Input Impedance (VCTCXO)	500	-	500	-	500	-	kΩ
Phase Noise @ 19.2 MHz	100 Hz		-115		-115		dBc/Hz
	1 kHz		-135		-135		
	10 kHz		-148		-148		
Start time	-	2	-	2	-	2	mSec
Storage Temp. Range	-40	85	-40	85	-40	85	°C

Standard frequencies are frequencies which the crystal has been designed and does not imply a stock position.

* Frequency at 25°C, 1 hour after reflow.

FREQ. STABILITY vs. TEMP. RANGE

Temp. (°C)	ppm				
	±0.5	±1.0	±1.5	±2.0	±2.5
0 ~ +55	○	○	○	○	○
-10 ~ +60	○	○	○	○	○
-20 ~ +70	○	○	○	○	○
-30 ~ +85	△	○	○	○	○
-40 ~ +85	△	△	○	○	○

* ○: Available △: Conditional X: Not available

Note: not all combination of options are available. Other specifications may be available upon request.

Rev(6)04/2015

www.taiien.com

sales@taiien.com.tw